




WELCOME

TO OASIS DE CAPISTRANO

We wish for you to have a pleasant stay

Information about the apartment

- Adress:
- Oasis de Capistrano
- Calle Rabat 13
- Taxi point 1

- WIFI 
- Username: Rabat 13
- Password: Norrland68

Emergency phone numbers

- SOS: 112
- Ambulance: 061
- Fire Department: 080
- Police: 062
- Lokal Police: 952521545
- Agency webpage:
- www.nerja-holidays.com
- Agency number: 0046-709212739
- Keyholder Steven 0034-952525421



AC



- There is an air conditioner in both the livingroom and the bedroom.
- Both of them are powered by separate remotes. The livingroom remote is placed on the TV stand and the bedroom remote is placed on the bed shelf.
- Please do not forget to always turn off the air conditioner every time you leave the apartment.

Access to the pool and TV



- There are three pools in the area. You can find one of them just across the street and the other two is placed in the garden (you can see them from the balcony)



- To get access to the pool you need to always bring the pool card with you and show it to the guard.



- On the TV you will find a unlimited amount of TV channels, SVT, TV3 and TV4 included.

When arriving & leaving

- You are welcome to use all displayed towels during your visit.
- Dirty towels should be placed on the bathroom floor for the cleaners to take of. Please don't use the towels underneath the bed, they are meant for later arriving guests.
- Don't forget to wash your dishes and take out the trash before going back home and clean out the fridge and freezer. Dustbins can be found on the street. The cleaners will take care of the rest!
- Put the keys in the "Safe box" on the outside, left from the front door, then pull up the black shield on the box.
- Key safetybox code: 1942




Drinking water

- You can drink the water from the tap in the kitchen.
- There is an installed watercleaner in the kitchen connected to the tap which makes the water taste better.


Fridge, freeexer & stove

- When arriving
- Turn on this button
- When leaving:
- Turn off this button



Water heater

- When arriving: Turn on this button
- When leaving: Turn off this button



Dishwasher

Step 1:

Push left button

Step 2:

Select program

Step 3 :

Push inicio



How to turn on the kitchen fan

- There is a remote control for the kitchen fan placed on the fridge. Please always put it back.
- You can also lift fan plate and find the manual settings on/off



Instructions for the stove

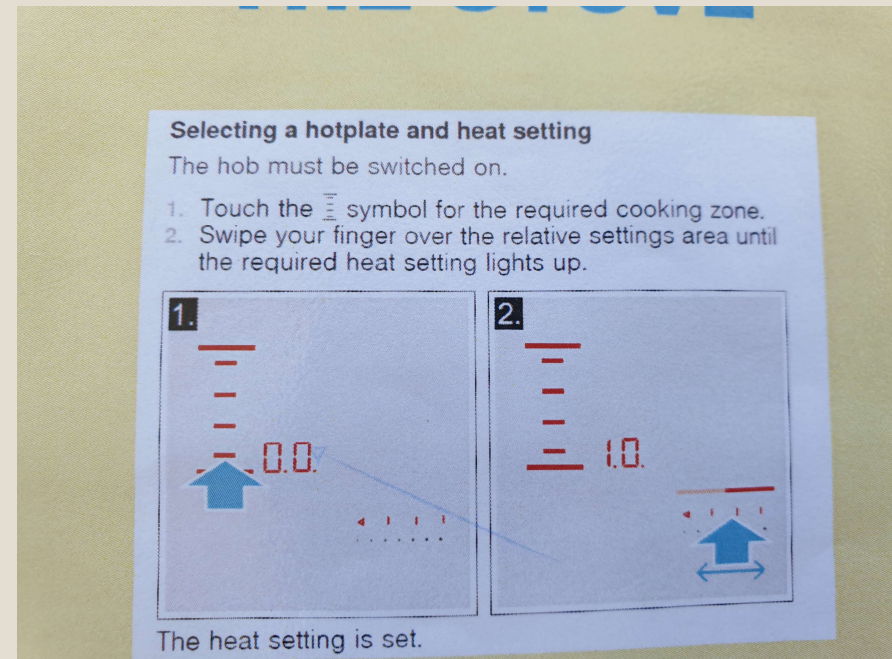



Table outside

- Please keep sour acid carbonated water and whine from the table outside. Otherwise it get staines.

Hope you are
going to like the
apartment and
enjoy your stay
here in Nerja!

